



Soft Non-contact Tonometer
SNT-700

Serving Your Vision



Soft Non-contact Tonometer

SNT-700



The SNT-700 is designed with patient safety in mind and is equipped with four safety functions, including an alarm function. The constant air pressure guarantees consistent measurement accuracy and guarantees easy and smooth testing. It also features easy maintenance and ease of use.

No surprises for your patients

“Air noise like a gentle whisper”

The noise when air blows from the equipment may be one cause of surprise for patients. The air noise level of the SNT-700 is only 55 dB. Gentle air noise like a whisper assures that patients can be examined comfortably.

“Notifying patients of the measurement timing”


The measuring head moves back and forth before equipment starts measurement. Patients no longer need to be afraid of sudden puffs of air, and relax more during their examination.

Ensures easy examination for patients

“Touch alignment” starts measurement swiftly

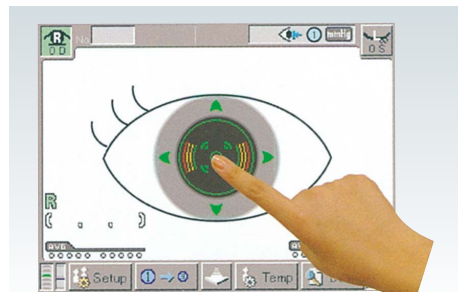
“Please open your eyes wide.” “Please do not move.” We wanted to reduce any periods of patient discomfort as much as possible. The touch alignment of the SNT-700 quickly aligns the eye center with the center of the screen simply by touching the eye shown on the screen. The auto alignment and auto shot functions then start measurement immediately. This is another vast benefit to patient care.

Step1



Simply touch the pupil center shown on the screen to roughly align the eye center of the screen.

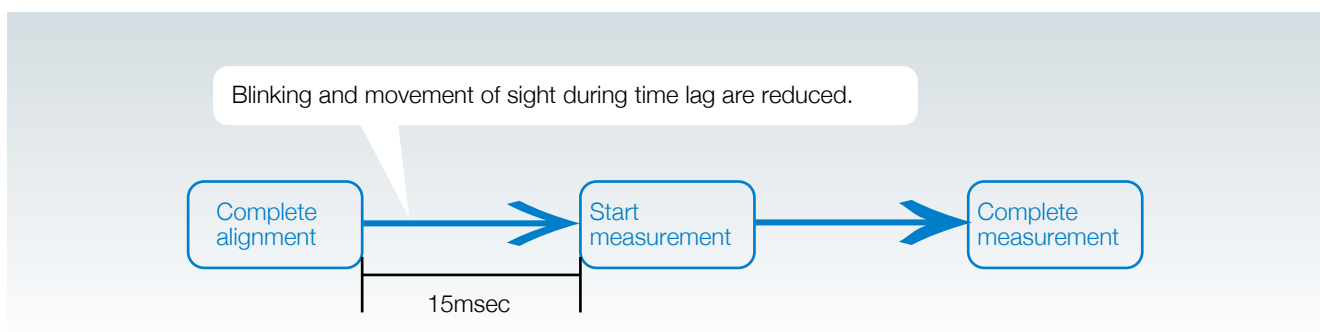
Step2



Lightly press the center of the screen to move the measuring head toward the patient. The auto alignment and auto shot functions will then quickly complete measurement.

“Measurement time lag of only 15 ms” reduces measurement errors and dispersions.

The SNT-700 has reduced the time lag from the completion of alignment to the beginning of measurement to approximately 15/1,000 seconds. Because this improvement reduces measurement dispersion and errors due to blinking or movement of sight during the time lag, patients are not subjected to repeated re-examinations. The SNT-700 is designed to reduce the number of times that air is blown onto the eyes for the benefit of the patient.

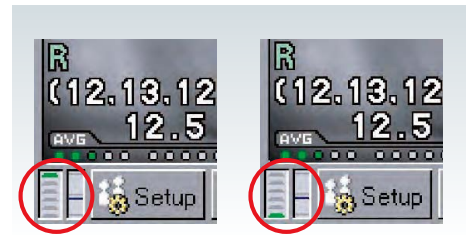


“Quick charge” makes consecutive measurements smooth.

When holding a patient’s eyelid and taking consecutive measurements, we want to complete the measurements as soon as possible to shorten the time the patient must open their eye. The SNT-700 is equipped with a quickcharge circuit, so there is no stopping the measurement process to charge for the next air blow. This allows you to conduct consecutive measurements smoothly within a short time - one more device to ensure comfort for patients.

“Chin rest height indicator” allows you to adjust the chin rest height before starting measurement.

Because the height of the chin rest is shown on the LCD monitor, you can adjust the chin rest height before patients position their face. Patients do not need to move their faces up and down on the chin rest with their foreheads against the forehead pad - a particularly nice consideration for ladies with makeup on.



“Large measuring head stroke” reduces the adjustment range of the chin rest.


In addition, we have increased the vertical stroke of the measuring head to 45 mm! This larger stroke remarkably reduces the need to adjust the chin rest height and shortens the time required for measurement.



Considering safety of patients

Reliable “touch sensor”

Even if the measuring nozzle makes contact with a patient, the touch sensor is activated to stop the measuring head immediately. Patients can relax more during examinations.



“Digital limiter” adjustable for each patient

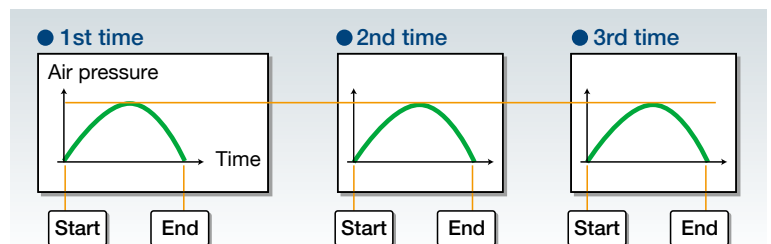
The limiter prevents the measuring head from moving too close to the patient’s eyes. The SNT-700 controls the limiter digitally and finely adjusts the optimal limiter position for each patient. The SNT-700 is provided with four safety measures: an “alarm” and “warning screen” when the measuring head becomes too close to the eye, a “limiter” to prevent the measuring head from moving too close to the eye, and a “touch sensor” activated when the measuring head contacts the patient.



Consistent measuring accuracy

“Constant air pressure” is ensured

The non-contact tonometer is designed to convert the applanation air pressure to intraocular pressure. We have assumed that constant measuring conditions for every measurement are important for stable accuracy, and provided the SNT-700 with a control system to stabilize the air pressure. This system regulates the air pressure to be almost constant.



Values can also be displayed in “hpa”

“mmHg” or “hpa” can be selected for the unit of the intraocular pressure. Even if the standard for the intraocular pressure is changed in the future, the SNT-700 will be compatible.

Making examinations easier

“Large color display” and “icons”

Thanks to the 5.7inch color TFT LCD and easy-to-understand icons, even new operators can easily operate the SNT-700.



“Comfortable operation” and “correction of intraocular pressure” from the touch panel

It is a little troublesome to delete unnecessary measurements such as error data. However, the SNT-700 allows you to delete this data easily from the touch panel. In addition, the SNT-700 has a function for correcting the intraocular pressure. The intraocular pressure can be corrected simply by entering the measured central corneal thickness of the examined eye.

Right		Left	
No.	Data	No.	Data
1	11 eM	6	11
2	12	7	12
3	12 E	8	
4	11 e	9	
5	12 M	10	
AVG 11.5mmHg (15.3hPa)		AVG 11.5mmHg (15.3hPa)	
aIOP 17.1mmHg (22.8hPa)		aIOP 9.8mmHg (13.1hPa)	

CCT_R = 450 μm CCT_L = 585 μm

Exit

Easing maintenance

“Drop-in printer paper” is simple


“Drop-in printer paper”- all you have to do is throw in a paper roll and close the cover. When replacing the paper roll, you just place a new roll and close the cover. There is no need to thread and feed the paper.



The nozzle is “simply cleaned with a cloth dampened with alcohol”


All you need to do to clean the nozzle is to simply wipe it with a cloth dampened with alcohol. In addition, the important optical components are located in the rear section 32-mm behind the nozzle so that these internal components rarely become dirty.





Specifications

Model name	SNT-700 Soft Non-contact Tonometer	
IOP measurement	Measurable range	0-60 mmHg (0-80 hPa)
	Measuring unit	mmHg / hPa
Main unit	Built-in printer	Thermal Printer
	Movable part movement range	Up-Down : 45 mm
		Right-Left : 88 mm
		Front-Rear : 40 mm
	Chin-rest movable range	70 mm
	Data output type	RS-232C
	Display	5.7 inch color liquid crystal display
Dimension	306 (W) × 493 (D) × 463 (H) mm	
Power	Weight	18 kg
	Voltage	AC 100-240 V
	Frequency	50/60 Hz
	Consumption power	85-110 VA

 To ensure safe and correct handling please read the user manual before using.

- Description and appearance as detailed in this brochure may be subject to change as improvements are made to products.
- Colours as they appear in brochure photographs may be slightly different to actual products due to lighting conditions when photographs were taken, or print colours.



For The Americas, Asia-Pacific & Middle East
Takagi Seiko Co., Ltd
 330-2 Iwafune, Nakano-shi, Nagano-ken, 383-8585, Japan
 TEL : +81(0)269-22-6094 URL : <https://www.takagi-j.com>



For Europe & Africa
Takagi Ophthalmic Instruments Europe Ltd
 Citylabs 1.0, Nelson Street, Manchester, M13 9NQ, UK
 TEL : +44 (0)161 273 6330 URL : <https://www.takagi-europe.com>



Your local distributor